
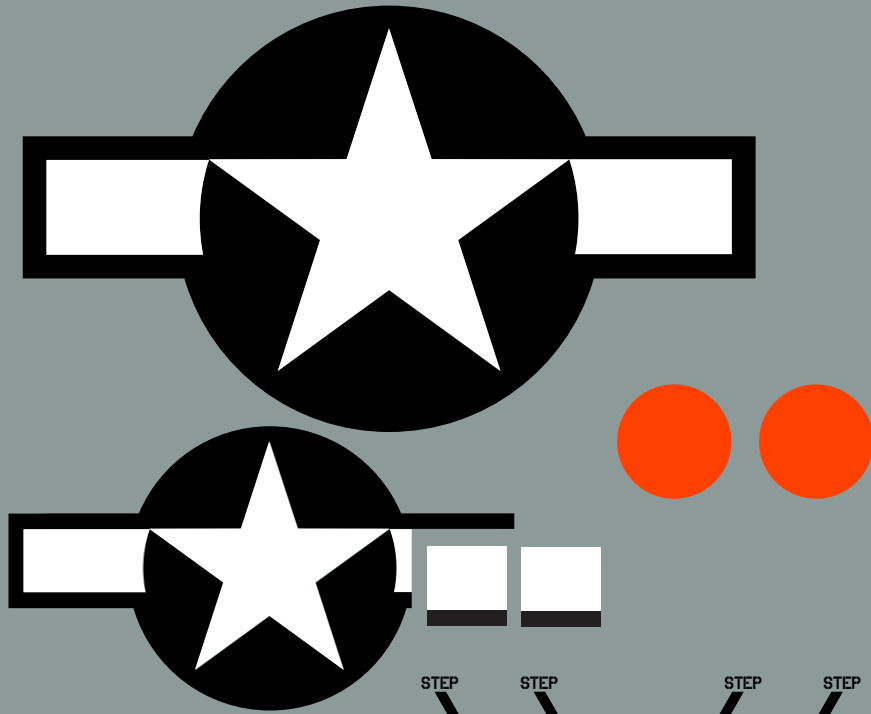


PROOF SHEET


Project: P-47D

Theme: "Hairless Joe"

Scale: Any scale within print limits



226641
226641

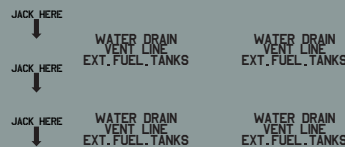


MSSS

Crew

Pilot: Col. D.S. Schilling
Chief: T/Sgt M. MacMillan
Asst: Sgt G. Hawthorne

HI PITCH 05
NO. J 0523A 24
SERIAL NO. 0900
LOW PITCH 23



BOLTS IN EXHAUST MANIFOLD CLAMPS SHOULD BE TIGHTENED JUST BEYOND FINGER TIGHTNESS AS FOLLOWS:
1 - DRAW UP BOLTS FULL TIGHT WITH WRENCH.
2 - BACK OFF TILL LOOSE.
3 - DRAW UP FINGER TIGHT AND THEN TAKE ABOUT ONE FULL TURN WITH WRENCH.
4 - CLAMPS SHOULD NOT ROTATE BY HAND BUT CREEP UNDER MALLET TAPS.

NO STEP NO STEP

NO STEP NO STEP

MOOR
JACK HERE
MOORING & JACKING
POINTS INSIDE
REMOVE FAIRING

ANCHOR TAIL DOWN DURING JACKING
JACK PAD PIN CARRIED IN TOOL BAG